


X3DOM

Getting declarative (X)3D into HTML



W3C TPAC 2010

Johannes Behr & Yvonne Jung

Fraunhofer IGD

Web3D Consortium

johannes.behr@igd.fraunhofer.de



Motivation

Imperative and declarative 3D



“**Future of web3D**” Panel 2008 (Web3D symposium)

Vladimir Vukicevic presented **Canvas3D/WebGL**

Pro:

User-agent service => **Plugin-free** approach

OpenGL(-ES) proved itself as **excellent Graphics API**

Con:

Efficiency: Spend too many (battery) resources to manage your scene?

Concepts: HTML Developer has to deal with GLSL and 4x4 matrices.

Metadata: Index and search “content” on WebGL-Apps?

What approach could be **more efficient, independent of the visualisation method** and **better integrated** with today's W3C standards ?

Idea: Declarative (X)3D in HTML

Embed a live scenegraph in the DOM



```
<!DOCTYPE html >
<html >
  <body>
    <h1>Hello X3DOM World</h1>
    <x3d xmlns='...' profile='HTML' >
      <scene>
        <shape>
          <box></box>
        </shape>
      </scene>
    </x3d>
  </body>
</html>
```



History of X3D in HTML



HTML5 Specification: <http://www.w3.org/TR/html5/no.html#declarative-3d-scenes>

13.2 **Declarative** 3D scenes

*Embedding 3D imagery into XHTML documents is the domain of X3D, or technologies based on **X3D** that are namespace aware.*

2007: First experiment by Philip Tayler, W3C: <http://philip.html5.org>

X3D in DOM, no DOM manipulation, Canvas3D for rendering

Used Canvas3D from Mozilla for rendering

2009: x3dom by Fraunhofer IGD, Based on code for Taylor: www.x3dom.org

Full DOM integration. **Native, X3D-Plugin** or **WebGL** for rendering

W3C TPAC 2009 in Santa Clara

<http://web3d.org/x3d/presentations/X3D+HTML5.W3cTpac-20091106.pdf>

2010: HTML/X3D IG incorporated with Web3D consortium

Develops HTML/X3D integration model based on x3dom

X3D Standard

State of the current integration model



Pro:

Non-profit Web3D Consortium maintains and extends X3D

ISO standard since 2004, (VRML pre

Specification includes abstract **IDL** and **JavaScript-binding**

XML-Encoding is **namespace** aware

Multiple implementations are available (**open/closed source**)

Third-generation 3D graphics language that extends predecessor

10 year W3C member and contributor

Con:

Plugin integration model

Full Standard is **to complex**, Some concepts duplicate W3C techniques

Simple Shape/Material assign **mechanism**. **No cascading** Material system

HTML/DOM Profile



Reduce X3D to 3D visualization component for HTML5

General Goal:

- ⇒ Utilizes **HTML/JS/CSS** for **scripting** and **interaction**
- ⇒ **Reduced complexity** and **implementation effort**
- ⇒ Reduces X3DOM to visualization component for 3D like SVG for 2D
 - ⇒ 2 Profiles: HTML and HTML-Tiny/WebSG

“**HTML**”-Profile (Extends “Interchange” Profile): ~ **80 nodes**

Full **runtime** with anim., navigation and **asynchronous data** fetching

No X3D-Script, Proto, High-Level Sensor-nodes

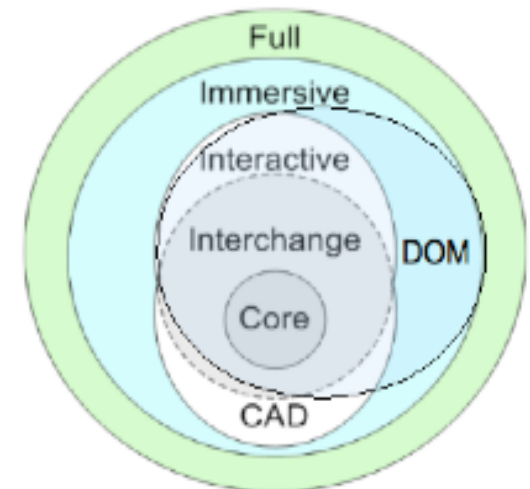
Declarative and explicit shader material

“**HTML-Tiny**” or “**WebSG**”-Profile: ~ **15 nodes**

No Runtime at all: Just **redraw on changes**

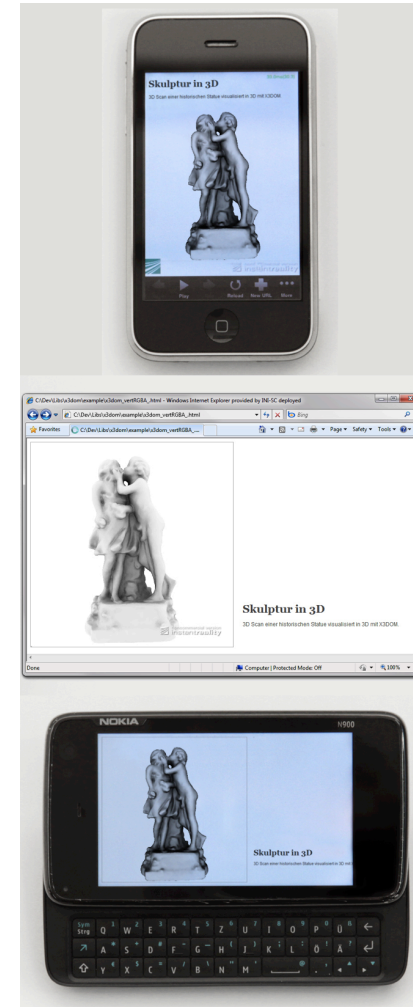
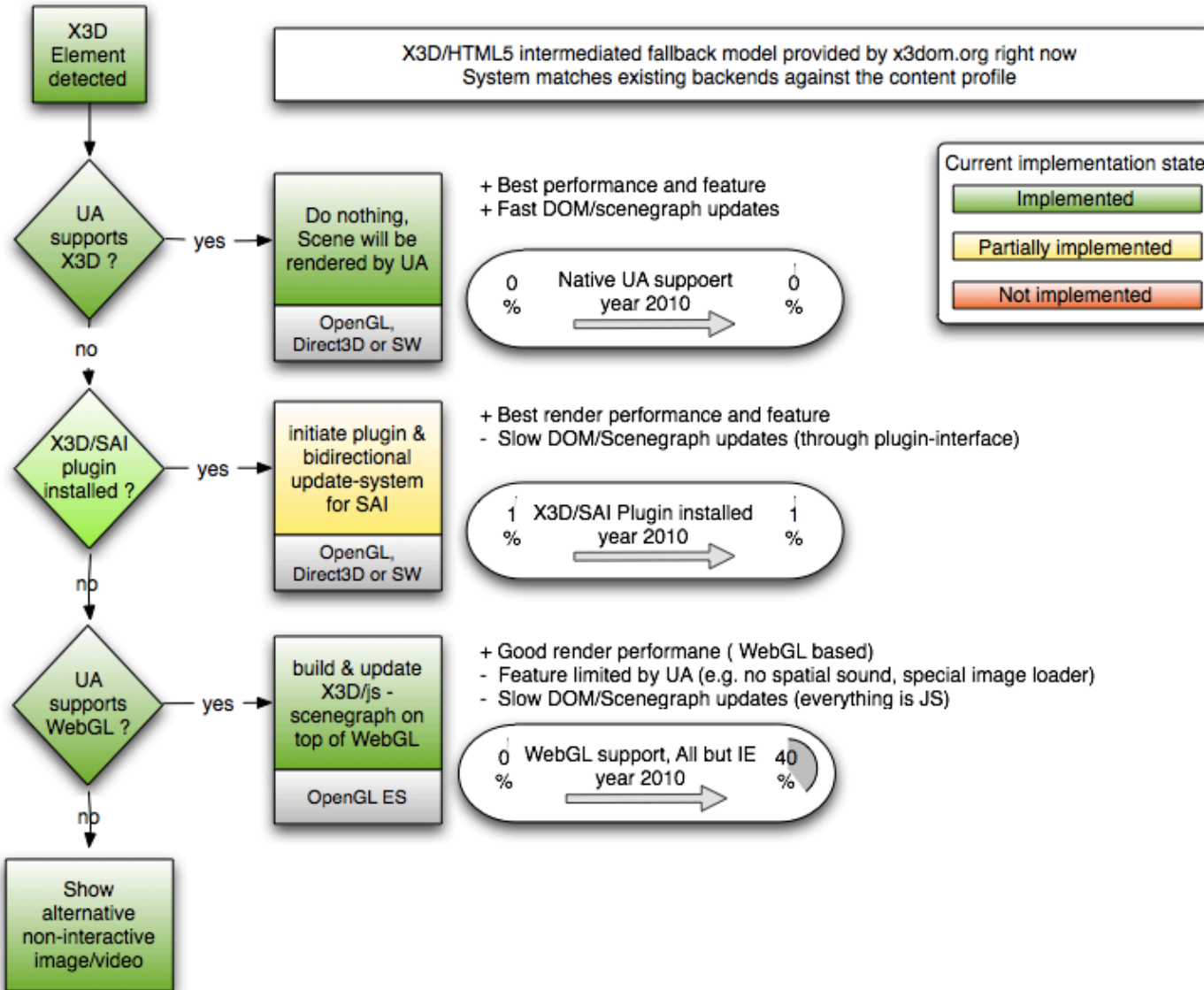
Generic **<mesh>** node without vertex semantics

Only explicit shader material



Implementation

JS-Layer: Supports **native**, X3D/SAI-Plugin or **WebGL**



x3dom.org/x3dom/release/x3dom.js

JavaScript-based layer, supports native implementation



```
<!DOCTYPE html >
<html >
  <head>
    <link rel="stylesheet" type="text/css" href="x3dom.css" >
    <script type="text/javascript" src="x3dom.js"></script>
  </head>
  <body>
    <h1>HTML5 Hello World</h1>
    <x3d xmlns="..." profile='...' backend='...' >
      <scene>
        ...
      </scene>
    </x3d>
  </body>
</html>
```


DOM Manipulation

Node appending and removal



HTML/X3D code:

```
...  
<group id='root'></group>
```

· ...

HTML-Script to add nodes:

```
trans = document.createElement('Transform');  
trans.setAttribute('translation', '1 2 3' );  
document.getElementById('root').appendChild(trans);
```

HTML-Script to remove nodes:

```
document.getElementById('root').removeChild(trans);
```

DOM Manipulation

Field updates with `setAttribute()` or SAI-Field interfaces



HTML/X3D code:

```
...  
<material id='mat'></material>  
...  
<coordinate id='coord' point='5.6 3 87, 8.8 8.4 3.2, ...' ></coordinate>  
.
```

Generic HTML-Script with **`setAttribute()`**: also useful for libs like **jQuery**

```
document.getElementById('mat').setAttribute('diffuseColor','red');
```

HTML-Script using SAI-Field interface: X3D JS-binding for more efficiency

```
var saiField = document.getElementById('coord').getField('point');  
saiField[4711].x = 0.815;
```

HTML Events

User Interaction through DOM Events



Supports interaction with standard HTML-Events. Supports **ancient** (Netscape2) and **addEventListener()** interfaces.

```
<x3d xmlns=" ... ">
<Scene>
  <Shape>
    <Appearance>
      <Material id='mat' diffuseColor='red' />
    </Appearance>
    <Box onclick="document.getElementById('mat').diffuseColor='green'" />
  </Shape>
</Scene>
</x3d>
```

HTML Events

3DPickEvent extends DOM Level 3 MouseEvent



```
interface 3DPickEvent : MouseEvent {
  readonly attribute float worldX;           // 3d world coordinates
  readonly attribute float worldY;
  readonly attribute float worldZ;
  readonly attribute float localX;         // element local 3d coordinates
  readonly attribute float localY;
  readonly attribute float localZ;
  readonly attribute float normalX;       // surface normal
  readonly attribute float normalY;
  readonly attribute float normalZ;
  readonly attribute float colorRed;      // surface color (with alpha)
  readonly attribute float colorGreen;
  readonly attribute float colorBlue;
  readonly attribute float colorAlpha
  readonly attribute float texCoordS;     // surface texture coordinates
  readonly attribute float texCoordT;
  readonly attribute float texCoord;
  object getMeshPickData (in DOMString vertexProperty);
};
```

HTML Events

Additional 3D Events extend Dom Level 3 UIEvent



Inspired by the X3D-Sensors Environment Sensors

// Visibility of sub-trees

```
interface 3DVisibilityEvent : UIEvent {  
    ...;  
}
```

// Object-Camera Transformation sensor

```
interface 3DProximityEvent : UIEvent {  
    ...;  
}
```

// Object-Transformation

```
Interfac 3DTransformEvent : Event {  
    ...;  
}
```

DOM Manipulation

CSS 3D Transforms



CSS 3D Transforms Module Level 3; W3C Draft
Utilized to transform and update **<transform>** nodes

```
<style type="text/css">
  #trans {
    -webkit-animation: spin 8s infinite linear;
  }
  @-webkit-keyframes spin {
    from { -webkit-transform: rotateY(0); }
    to   { -webkit-transform: rotateY(-360deg); }
  }
</style>
...
<transform id="trans" >
  <transform style="-webkit-transform: rotateY(45deg);">
  ...
```

HTML Events


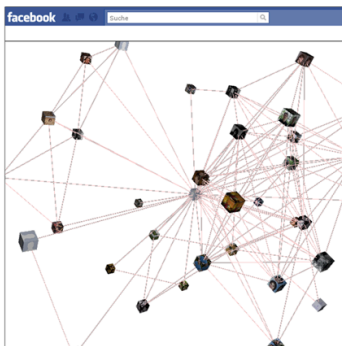
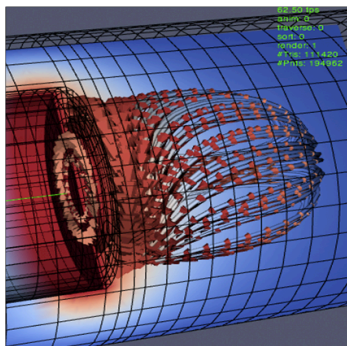

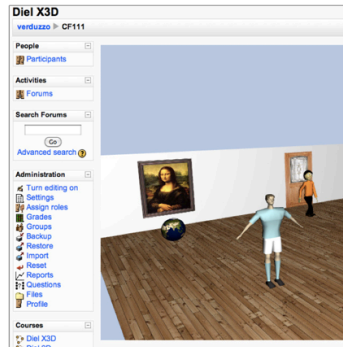
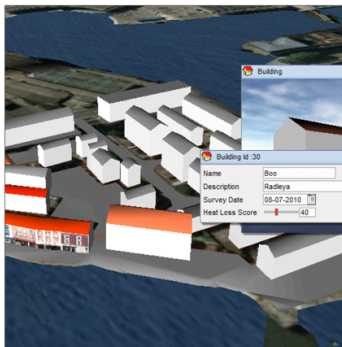



Events from the X3D subsystem



```
<x3d xmlns="http://www.web3d.org/specifications/x3d-3.0.xsd">
  <Viewpoint id='cam01' />
  <Viewpoint id='cam02' />
  <Scene>
    <Shape><Box size="4 4 4" /></Shape>
  </Scene>
</x3d>
<script type="text/javascript">
  var cam = document.getElementById('cam01');
  cam.addEventListener("active",
    function() { alert("Viewpoint 01 is active!"); }, false);
</script>
```

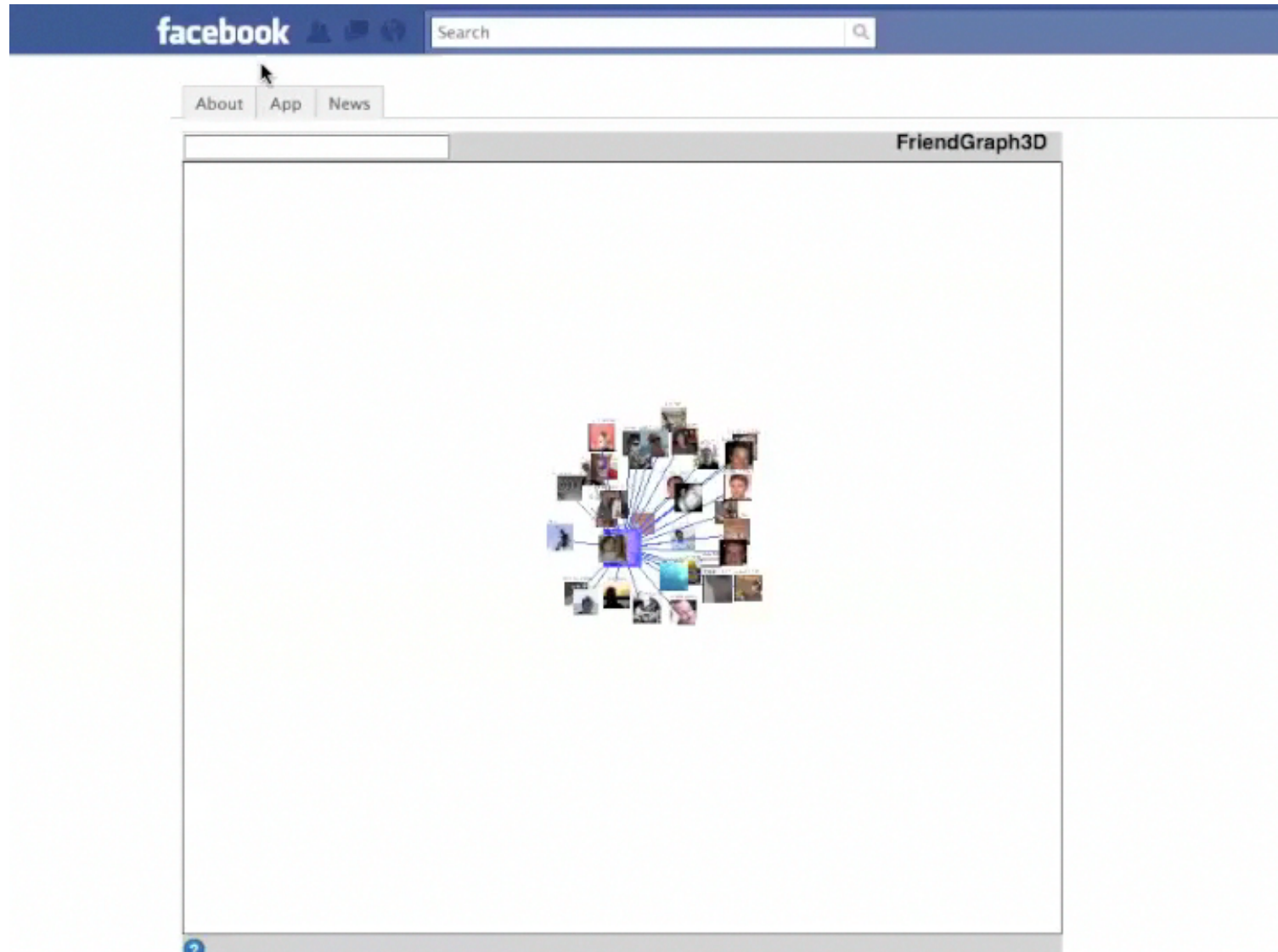
Show-cases and Third-party application

Developed during the last 12 month, (TPAC 2009 – 2010)



Application show-case

Facebook Friendgraph in 3D



Application show-case

Thematic data on climate change in cities




3MB to load



Application show-case

CAE: Data visualization for Volkswagen, IFX



Choose transferfunction window with slider:



Choose scalar threshold c with slider:



Conclusions – X3DOM



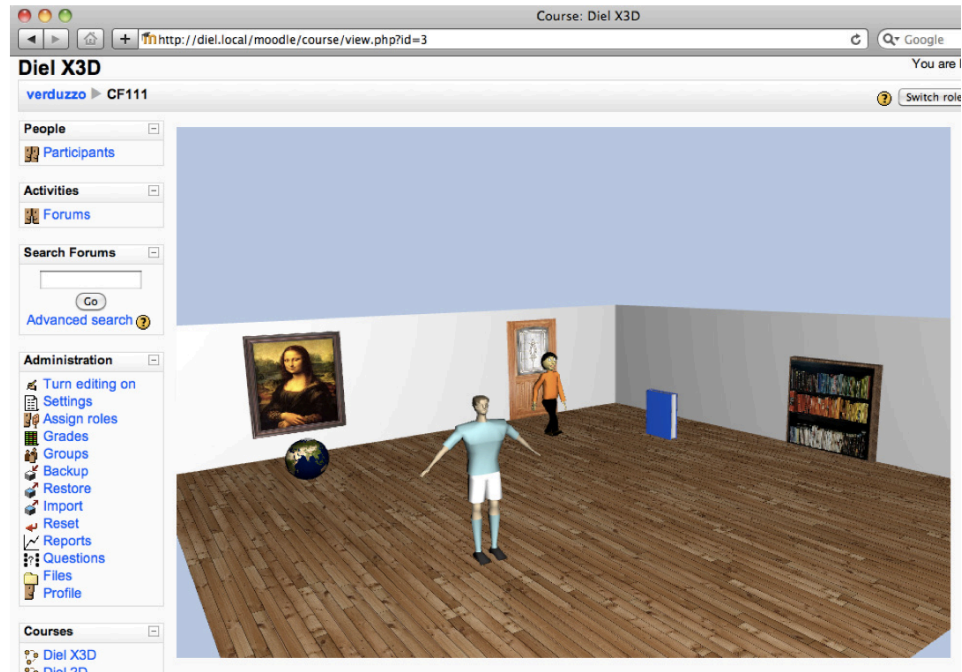
X3DOM (pronounced X-Freedom) is an experimental open source framework and runtime to support the **ongoing discussion** in the **Web3D and W3C communities** how an integration of HTML5 and **declarative 3D** content could look like.

Targeted Application Area:

Declarative content design

Builds on an **HTML5** layer

Application concepts map well to generic **scenegraph**





Thanks! Questions?

System:

www.x3dom.org